



**District Report Card: 2017**


<b>State:</b> Maharashtra	<b>District:</b> Parbhani
<b>Class:</b> 8	<b>Subject:</b> Language
<b>Schools:</b> 51	<b>Students:</b> 1362


**Participation/Coverage**


**Students**

<b>GENDER</b> 	Boys		Girls	
	Number	%	Number	%
	705	51.76	657	48.24

<b>AREA</b> 	Rural		Urban	
	Number	%	Number	%
	754	55.36	608	44.64

<b>CATEGORY</b> 	SC		ST		OBC		GEN	
	Number	%	Number	%	Number	%	Number	%
	204	14.98	72	5.29	479	35.17	607	44.57

<b>CWSN</b> 	LD	VI	HI	S&LD	ID	Oth
	2	7	1	3	0	102

<b>Management</b> 	Government		Government-aided	
	Number	%	Number	%
	201	14.76	1161	85.24

**Average Performance of Students in Language (%)**

Overall	Gender		Area		Management		Social Group			
	Male	Female	Rural	Urban	Govt.	Aided	SC	ST	OBC	GEN
63.95	64.77	63.08	62.85	65.33	61.82	64.32	61.05	66.85	65.62	63.27

## Performance on Learning Outcomes (LOs)

Learning Outcomes	Description	Average Performance(%)
L813	Read textual/non-textual materials with comprehension and identifies the details, characters, main idea and sequence of ideas and events while reading	63.95

Range of Performance of Students who Answered Correctly							
Below 30%		30% - 50%		50% - 75%		Above 75%	
Number	%	Number	%	Number	%	Number	%
95	6.98	266	19.53	566	41.56	435	31.94

## Lowest Performing Learning Outcomes (LOs)

1 - Read textual/non-textual materials with comprehension and identifies the details, characters, main idea and sequence of ideas and events while reading (63.95)